



February 2008

N.A.B.S. NEWS

Noah's Ark Bayou Sanctuary Animal Rescue

Volume 2 issue 2

Editor Lorry Bandiera

Preventing Nipping and Biting Source: [PetWave](#)

There are ways you can help to prevent your dog from nipping or biting. You want to start as early as you can with your dog to prevent the potential problem, though if you are not able to, there still are a things you can do to help correct the problem.

When your dog is a puppy they will begin to start teething. The dog may want to nip or bite on something to reduce the pain. You can help your puppy by giving it a chew bone or a chew toy. Your puppy will be happy to be playing and you will be able to reduce them from chewing on other things.

Another way to help stop biting or nipping is to use a firm voice and tell them "no." The dog will learn eventually that this is a bad activity for them to do. You can also use a reward system of a treat when they listen to you, showing them that they are doing well by not biting or nipping.

There are also items in which you can buy to train your dog not to bite or nip. Such things as clickers or whistles when used properly during the action you don't want the dog to do, will signify to them that it is bad. After repeated use this can help the dog get used to the sound and know that when it is made they have done something they should not be doing.

A PUPPY'S PRAYER

Now I lay me down to sleep
The king-size bed is soft and deep

I sleep right in the center groove
My human being can hardly move!

I've trapped their legs, they're tucked in tight
And here is where I pass the night

No one disturbs me or dares intrude
Till morning comes and "I want food!"

I sneak up slowly to begin
My nibbles on my mommy's chin.

For the morning's here and it's time to play
I always seem to get my way.

TRAINING TIPS

Provide for the pet's needs- Exercise, mental stimulation, play and social interaction are all important necessities for dogs and cats.

Set your pet up to succeed- Anticipate problems and prevent mistakes by providing proper toys, supervision and confinement to a safe area as needed.

Be consistent- You should have rules for the pet so all family members respond to the pet's behavior in the same way.



Don't take good behaviors for granted- Actively look for the behaviors you want and reward the pet when it behaves properly.

Avoid punishment- If you catch your pet doing something unacceptable, interrupt it, and then guide it to an acceptable, alternative behavior.



Inside this issue:

<i>PREVENT BITING</i>	1
<i>PUPPY PRAYER</i>	1
<i>TRAINING TIP</i>	1
<i>HAPPY TAILS</i>	2
<i>CONTACT INFO</i>	2
<i>FUNDRAISER</i>	




HAPPY TAILS



Briella and Family



Rusty and Family



- A dog's heart beats between 70 and 120 times a minute, compared with a human heart which beats 70 to 80 times a minute.



Kimmie and Family

Her new brother Troy was also adopted from N.A.B.S.



Kelsey and Family

www.nabs-tx.com

Phone: 281-330-5238

Fax: 1-610-300-5238

E-mail:
nabstx2004@aol.com



Please be sure to visit Petco on the weekend to check out our craft table. You will find handmade cards, jewelry, collars, leashes, harnesses, and hand painted items. Want something a little fancy to take your dog out in public? Your dog will look great in our handmade collars. (not recommended for everyday wear) They are a sturdy nylon covered in decorative fabric, in many colors and choices. All proceeds go to help support N.A.B.S.

